



Sealed Lead-Acid Battery

UPG No. 40560

UB6420

Maintenance-Free

Absorbant Glass Mat (AGM) technology for superior performance. Valve regulated, spill proof construction allows safe operation in any position. Approved for transport by air. D.O.T., I.A.T.A., F.A.A. and C.A.B. certified. U.L. recognized under file number MH 20567.



Specification

Nominal Voltage	6 volts		
Nominal Capacity	77° F (25° C)		
20-hr. (2.1A)	42 Ah		
10-hr. (4.05A)	40.5 Ah		
5-hr. (7.14A)	35.7 Ah		
1-hr. (25A)	25 Ah		
Approximate Weight	13.2 lbs (5.98 kgs)		
Internal Resistance (approx.)	0.006mΩ		
Shelf Life (% of normal capacity at 77° F (25° C))			
3 Months	6 Months	12 Months	
91%	82%	64%	
Temperature Dependency of Capacity	(20 hour rate)		
104° F	77° F	32° F	5° F
102%	100%	85%	65%

Charge Method (Constant Voltage)

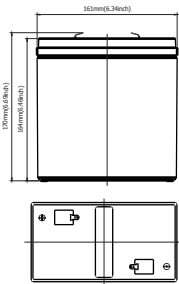
Cycle Use (Repeating Use)

Initial Current	10.5 A or smaller
Control Voltage	7.2 - 7.5 V

Float Use

Control Voltage	6.8 - 6.9 V
-----------------	-------------

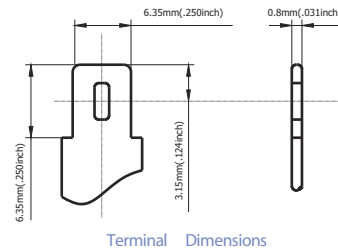
Physical Dimensions: in (mm)



L: 6.43in (163 mm)
W: 3.50in (89 mm)
H: 6.43in (163 mm)
TH: 6.69in (170 mm)

Tolerances are +/- 0.04 in. (+/- 1mm) and +/- 0.08 in. (+/- 2mm) for height dimensions. All data subject to change without notice.

Terminals



Terminal Dimensions

Constant Current Discharge Characteristics Unit:A (25°C, 77°F)

F.V/Time	5MIN	10MIN	15MIN	30MIN	1HR	3HR	5HR	10HR	20HR
1.60V	140	96.0	70.0	42.0	25.7	10.6	7.44	4.24	2.16
1.67V	126	87.6	68.0	40.8	25.7	10.6	7.38	4.18	2.15
1.70V	120	84.4	65.6	40.0	25.6	10.6	7.38	4.15	2.15
1.75V	106	78.0	62.0	39.2	25.4	10.5	7.32	4.07	2.14
1.80V	96.0	72.4	59.2	38.0	25.0	10.5	7.26	4.00	2.07
1.85V	72.8	59.6	51.2	35.0	24.8	10.5	7.20	3.93	1.94

Constant Power Discharge Characteristics Unit:W (25°C, 77°F)

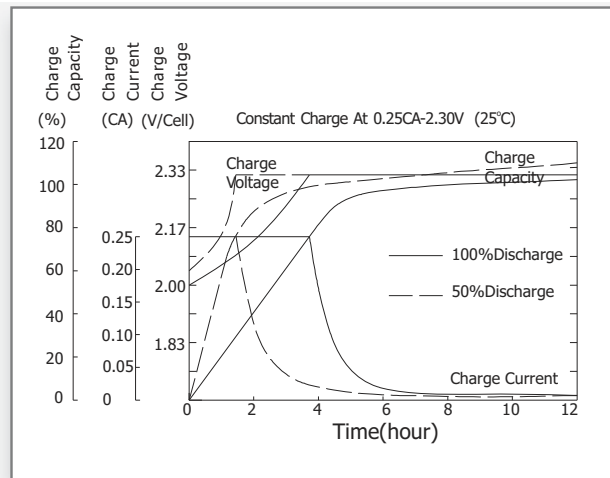
F.V/Time	5MIN	10MIN	15MIN	30MIN	1HR	3HR	5HR	10HR	20HR
1.60V	231	159	124	79.2	51.4	20.7	14.4	8.48	4.22
1.67V	219	157	123	77.6	49.7	20.7	14.4	8.36	4.20
1.70V	204	153	121	75.6	48.3	20.7	14.4	8.29	4.20
1.75V	190	143	114	73.6	47.9	20.4	14.3	8.15	4.18
1.80V	171	133	107	71.6	47.1	20.1	14.0	8.01	4.03
1.85V	137	110	93.2	65.6	46.6	20.0	13.8	7.87	3.79



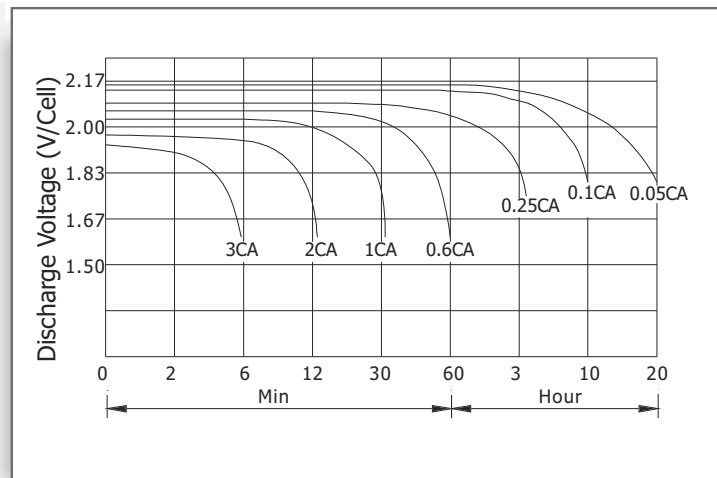
UB6420

Maintenance-Free

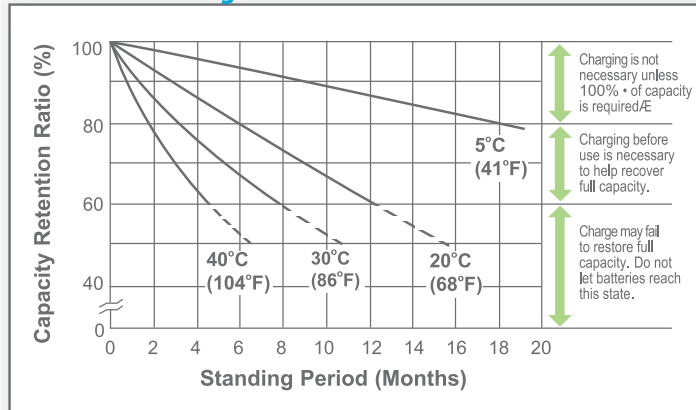
Charge Characteristics



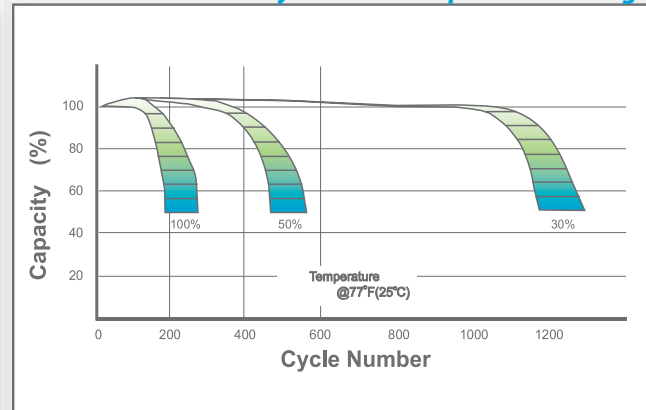
Discharge Characteristics



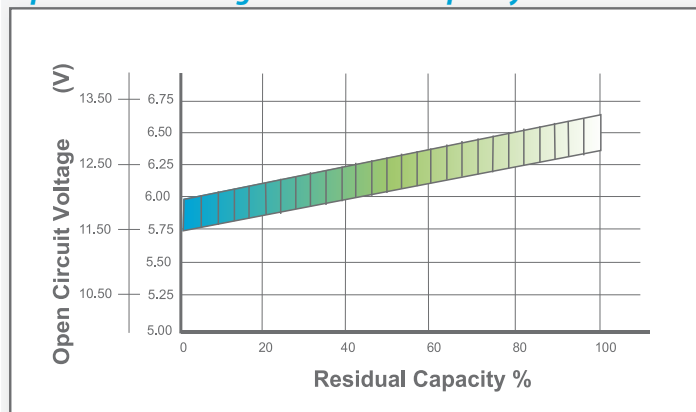
Shelf Life & Storage



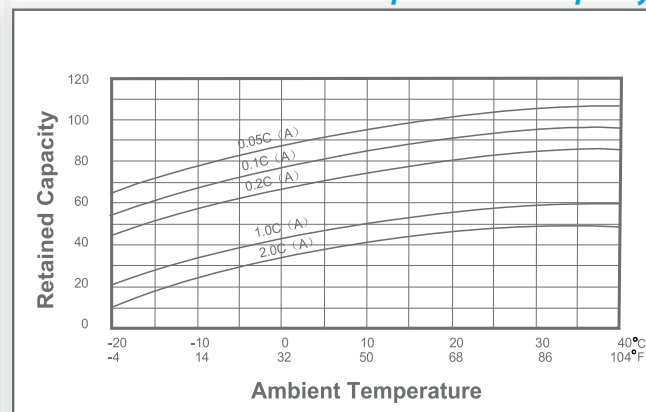
Cycle Life vs Depth of Discharge



Open Circuit Voltage vs Residual Capacity



Effect of Temperature on Capacity



Charge Current & Final Discharge Voltage

Application	Charge Voltage(V/Cell)			Max.Charge Current	Final Discharge Voltage V/Cell	1.75	1.70	1.60	1.30
	Temperature	Set Point	Allowable Range						
Cycle Use	25°C(77°F)	2.45	2.40~2.50	0.35C	Discharge	0.2C>(A)	0.2C<(A)<0.5C	0.5C<(A)<1.0C	(A)>1.0C
Standby	25°C(77°F)	2.325	2.30~2.35						



Let UPG Power Your Life.

www.upgi.com