

### Specifications

Nominal Voltage	6V	
Nominal Capacity (20HR)	12AH	
Dimension	Length	151mm (5.95 inches)
	Width	51mm (2.00 inches)
	Height	94mm (3.70 inches)
	Total Height (with Terminal)	100mm (3.94 inches)
	Approximate Weight	1.85 kg (4.08 lbs)
Battery Type	Valve Regulated Lead-Acid Battery, AGM Design	
Terminal Type	T1	
Rated Capacity	12.1AH	(20hr, 1.75V/cell, 25°C/77°F)
	11.5H	(10hr, 1.75V/cell, 25°C/77°F)
	10.2AH	(5hr, 1.75V/cell, 25°C/77°F)
	10.1AH	(3hr, 1.60V/cell, 25°C/77°F)
	7.54AH	(1hr, 1.60V/cell, 25°C/77°F)
Max. Discharge Current	180A	
Internal Resistance	15mΩ	
Operating Temp. Range	Discharge:	-20°C (-4°F)~50°C (122°F)
	Charge:	-20°C (-4°F)~50°C (122°F)
	Storage:	-20°C (-4°F)~40°C (104°F)
Nominal Operating Temp. Range	25±3°C (77±5°F)	
Container Material	ABS (Option: 94-HB & 94-V0 flame retardant case)	
Capacity affected by Temperature	40°C (104°F)	103%
	25°C (77°F)	100%
	0°C (32°F)	86%
Self Discharge	SigmasTek SP series batteries may be stored for up to 6 months at 25°C (77°F) and then a freshening charge is recommended. For higher temperatures the time interval will be shorter.	



### Applications

- Uninterruptible Power Supply (UPS)
- Electric wheelchairs, scooters, bikes
- Electronic apparatus and equipment
- Alarm and security systems
- Emergency first responder equipment
- Emergency lighting
- Medical devices
- Electric carts
- Telecom equipment
- Switchgear
- Solar power systems



### Constant Current Discharge (Amperes Per Battery) at 25°C (77°F)

F.V. (V/cell) \ Discharge Time	5min	10min	15min	30min	1h	2h	3h	5h	8h	10h	20h
1.60V	46.3	31.5	23.3	13.8	7.54	4.38	3.38	2.22	1.45	1.21	0.629
1.65V	42.0	29.0	21.8	13.1	7.46	4.20	3.28	2.15	1.44	1.19	0.625
1.70V	38.1	26.9	20.5	12.4	7.29	4.14	3.15	2.09	1.42	1.17	0.617
1.75V	34.6	24.6	19.2	11.9	7.07	4.04	3.06	2.04	1.40	1.15	0.606
1.80V	30.7	22.4	17.6	11.5	6.76	3.90	3.00	1.99	1.37	1.12	0.600
1.85V	22.9	17.5	14.5	9.72	6.03	3.57	2.79	1.85	1.30	1.08	0.594

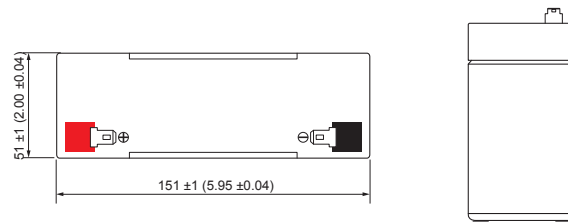
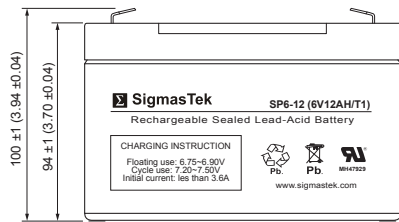
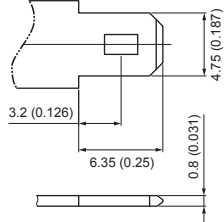
### Constant Power Discharge (Watts Per Cell) at 25°C (77°F)

F.V. (V/cell) \ Discharge Time	5min	10min	15min	30min	1h	2h	3h	5h	8h	10h	20h
1.60V	76.8	53.5	40.8	25.2	14.2	8.31	6.45	4.28	2.84	2.37	1.24
1.65V	71.3	50.4	38.7	24.0	14.1	8.01	6.29	4.16	2.82	2.35	1.23
1.70V	65.6	47.1	36.7	22.9	13.9	7.94	6.06	4.06	2.78	2.31	1.22
1.75V	61.2	44.3	34.9	22.2	13.5	7.76	5.91	3.97	2.75	2.26	1.20
1.80V	55.5	40.9	32.3	21.5	13.0	7.51	5.82	3.88	2.71	2.21	1.19
1.85V	41.8	32.4	27.1	18.5	11.6	6.93	5.44	3.63	2.56	2.14	1.18

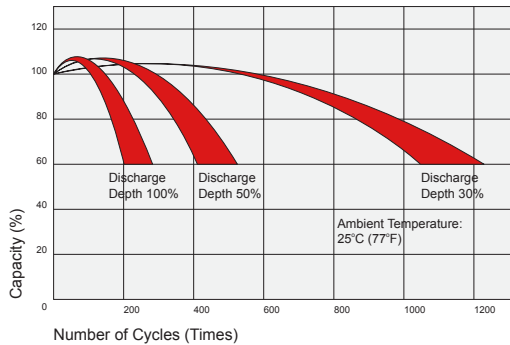
## Dimensions

### T1 Terminal

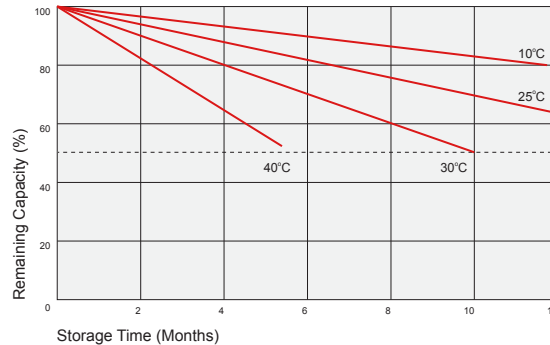
Unit: mm (inches)



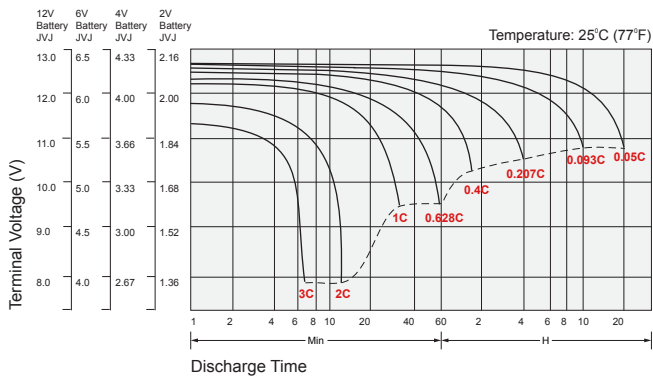
## Cycle Service Life



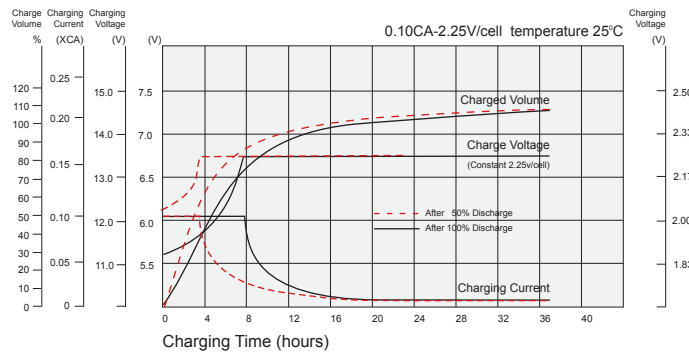
## Self Discharge Characteristics



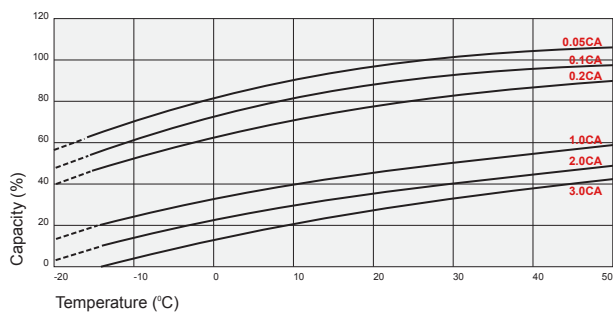
## Discharge Characteristics



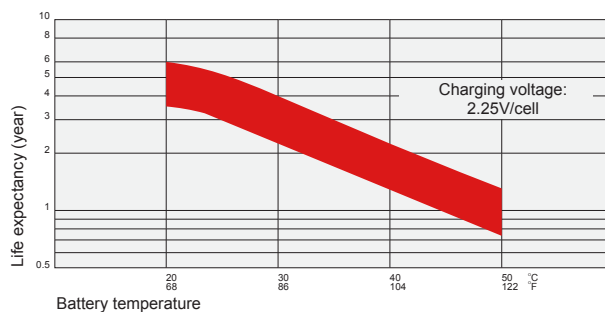
## Float Charging Characteristics



## Temperature Effects in Relation to Battery Capacity



## Temperature Effects on Long Term Float Life



## Contact Information

SigmasTek  
105 East 34th Street, Suite 257  
New York, NY 10016, USA

T: 800-404-3475  
F: 877-661-7089  
www.sigmastek.com